


ALL ABOUT WORMS

Name _____

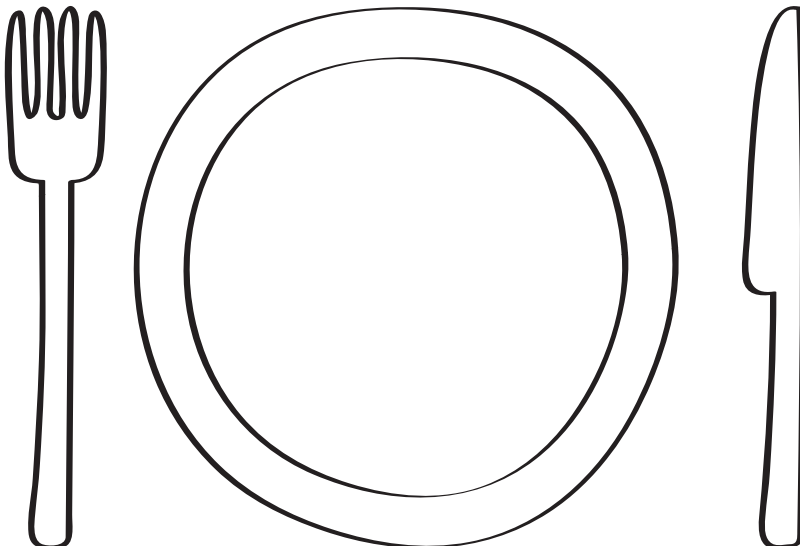
Materials: A worm, two paper plates, a flashlight, two damp paper towels, a small cup of water & a cup of dirt.
Feel free to wear gloves as well.

Directions: Place a damp paper towel on each paper plate. Then find a worm outside! Remember to be gentle as you handle the worm. Carefully place the worm on one of the paper towels while you answer the questions and do the experiments. Place the worm back where you found it when you are done.

Wash your hands!



2 I Think My Worm Eats:



3

I Found My Worm:

My Worm Can:

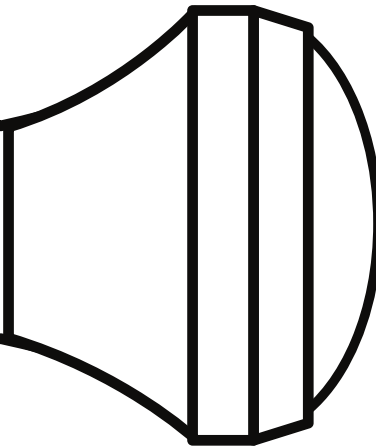
- 1.
- 2.

I know My Worm Is Alive Because It....

4

Use a flashlight to shine light onto the worm. Be sure to hold the flashlight at least 6 inches above the worm.

How does the worm react to the light?



5

Carefully dump the cup of dirt on the second paper plate. If the dirt is dry add some water from your small cup to make it moist. Gently place the worm on top of the dirt.



Watch the worm for 2 minutes. Record your observations

Before you answer the last question gently return the worm to where you found it. Wash your hands when you are done!



6 Why are worms an important part of the environment?
